


How to Join Our Club Online

STEP 1: Go to the following website to visit our club's online membership page.

<https://my.tennis.com.au/OnlineMembership/663725>

STEP 2: Select the type of membership you wish to purchase. Please read the description and conditions carefully.



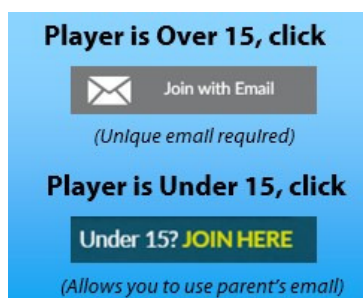
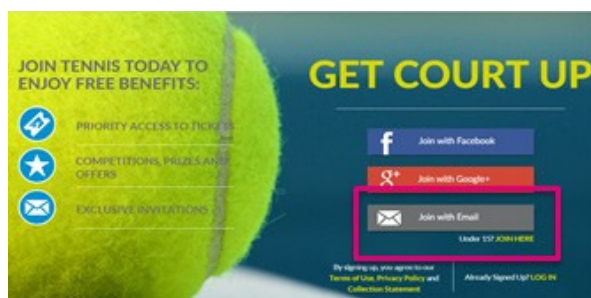
STEP 1: SELECT YOUR MEMBERSHIP

			VALID TILL	COST
<input type="checkbox"/>	2016/2017 Tennis Victoria Direct Membership	Allows players not connected to a club to be connected to Tennis, be covered by personal accident insurance and access the AO presale.	30 JUN 2017	\$0



STEP 3: Create your Tennis Account or log in if you already have an account

Why do I need a Tennis Account? A tennis account will enable you to manage your memberships and competitions. In the future it will be used for online court bookings, tournaments, programs, Australian Open tickets and more!



STEP 4: Add/update your personal details

Add additional family members here if required.

STEP 5: Select your payment type from the options that our club has made available. If you select credit card you will need to enter your card details in the pop up. Details regarding other methods of payment will be emailed to you with your confirmation.

STEP 6: View your profile by logging in at tennis.com.au

Here you are able to update your personal details, view and manage your past/present memberships and control your notification settings.



For all technical assistance when completing your membership online, contact the Tennis Australia Customer Support team via 1800 PLAY T